

Installation Guide

SPDS2123

Pole extensions kit for SPDS2100





CAUTION

This product must be installed by a professional installer. It is recommended that more than one person is involved in the installation of this product.

This product is designed to be part of a ceiling mounted solution. Before installing please verify that the ceiling can bear the combined weight of the solution and hardware.

Do not exceed the stated weight limits.

The maximum weight limit for this product is 150 kg per ceiling pole.

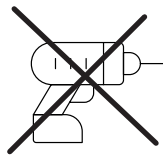
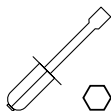

This product is intended for indoor use only.

If these installation instructions are not followed precisely, it could lead to product failure and potential personal injury.

Ergonomic Solutions cannot be held responsible for any failure or injury, if the installation instructions are not followed correctly.

Max 2x SPDS2123 can be combined as extension to SPDS2100.

Tool list



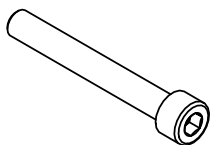
Box content



1xA



1xB



2x (M8x60)



4x (M8 cap)



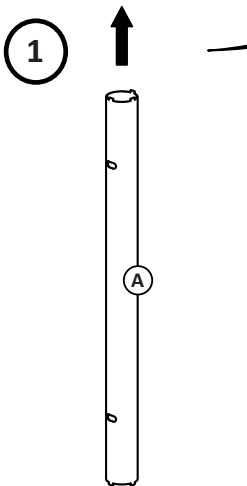
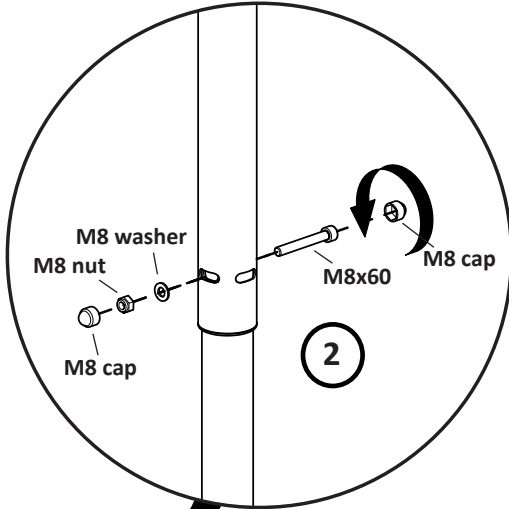
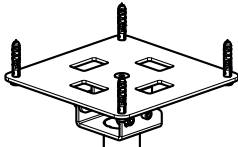
2x (M8 nut)



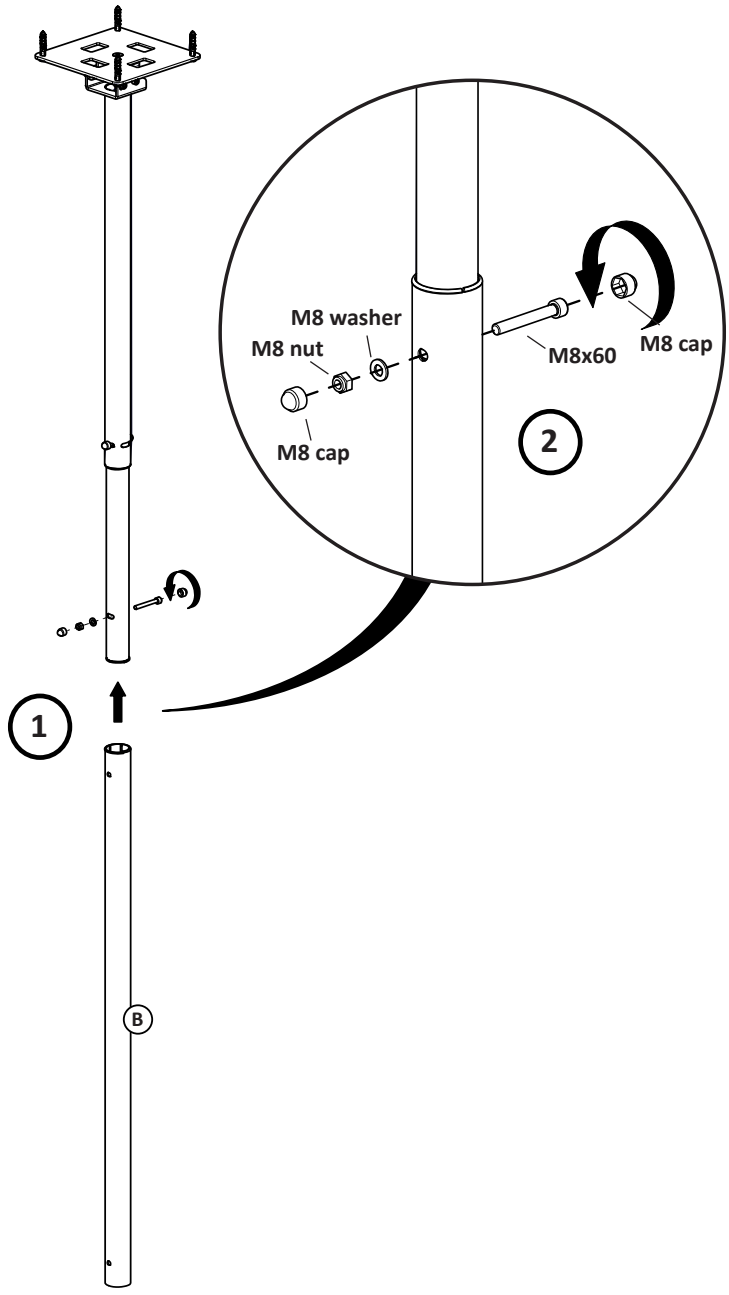
2x (M8 washer)

1 Mount extension A

SPDS2100
supplied
seperately



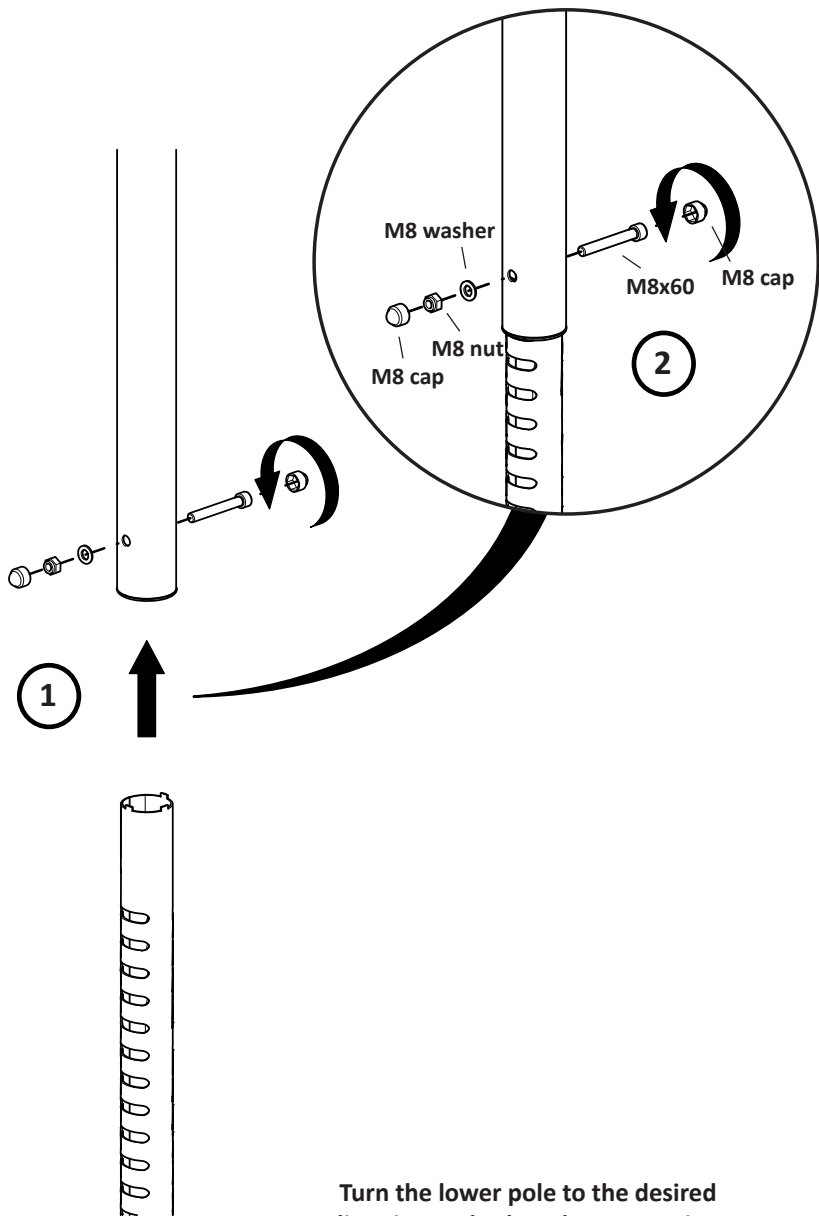
2 Mount extension B



3 — Max 2x pole extensions



4 Pole assembly



Turn the lower pole to the desired direction and select the appropriate slot for the desired height

Need help? Contact us



ergonomic.solutions/about/contact-us



spacepole.com/about/contact-us